


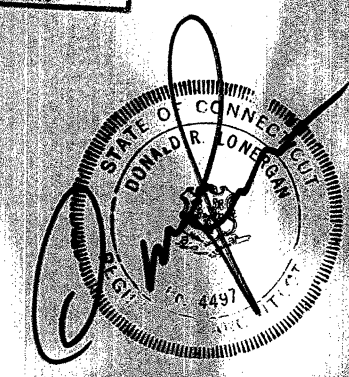

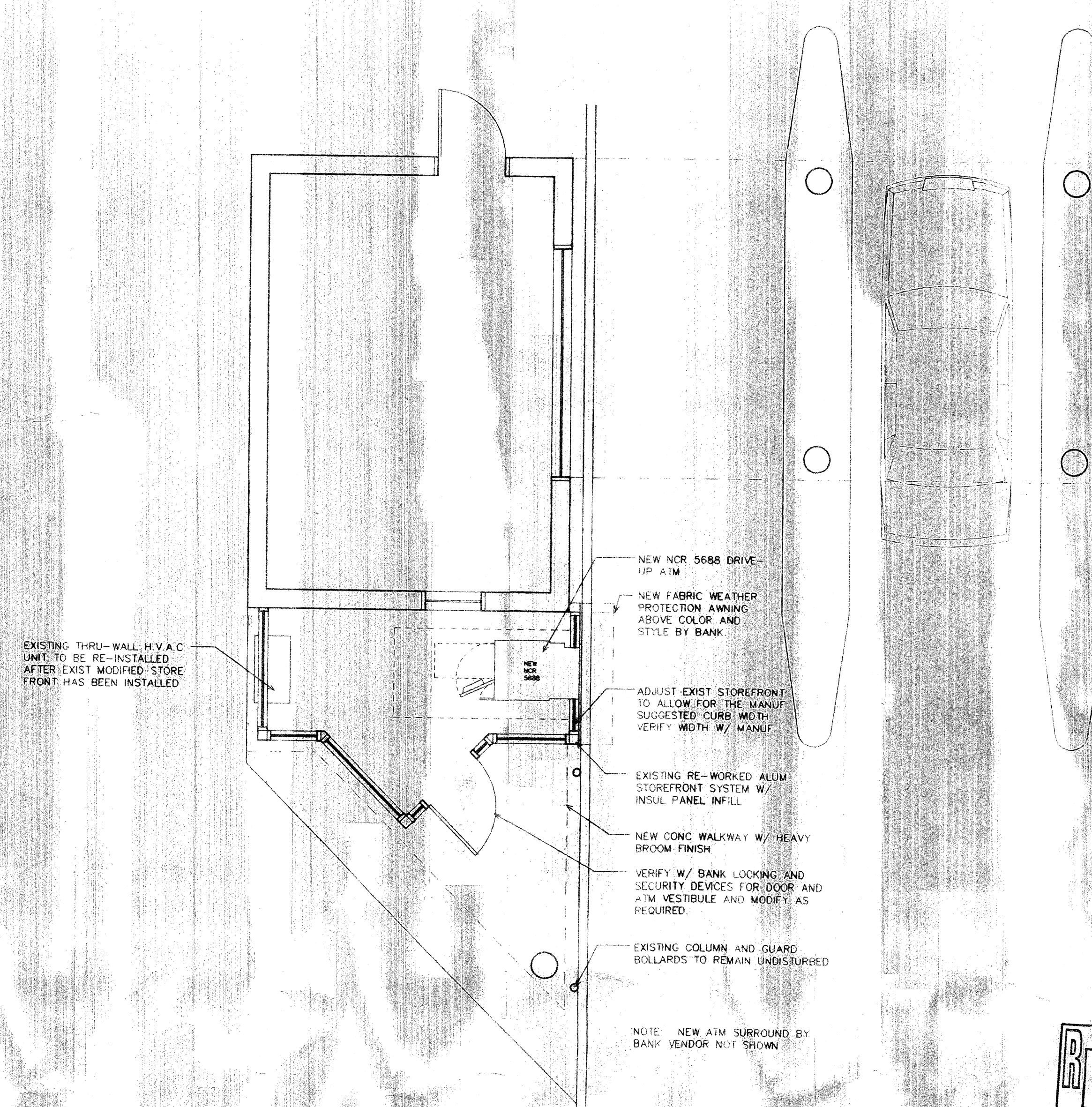
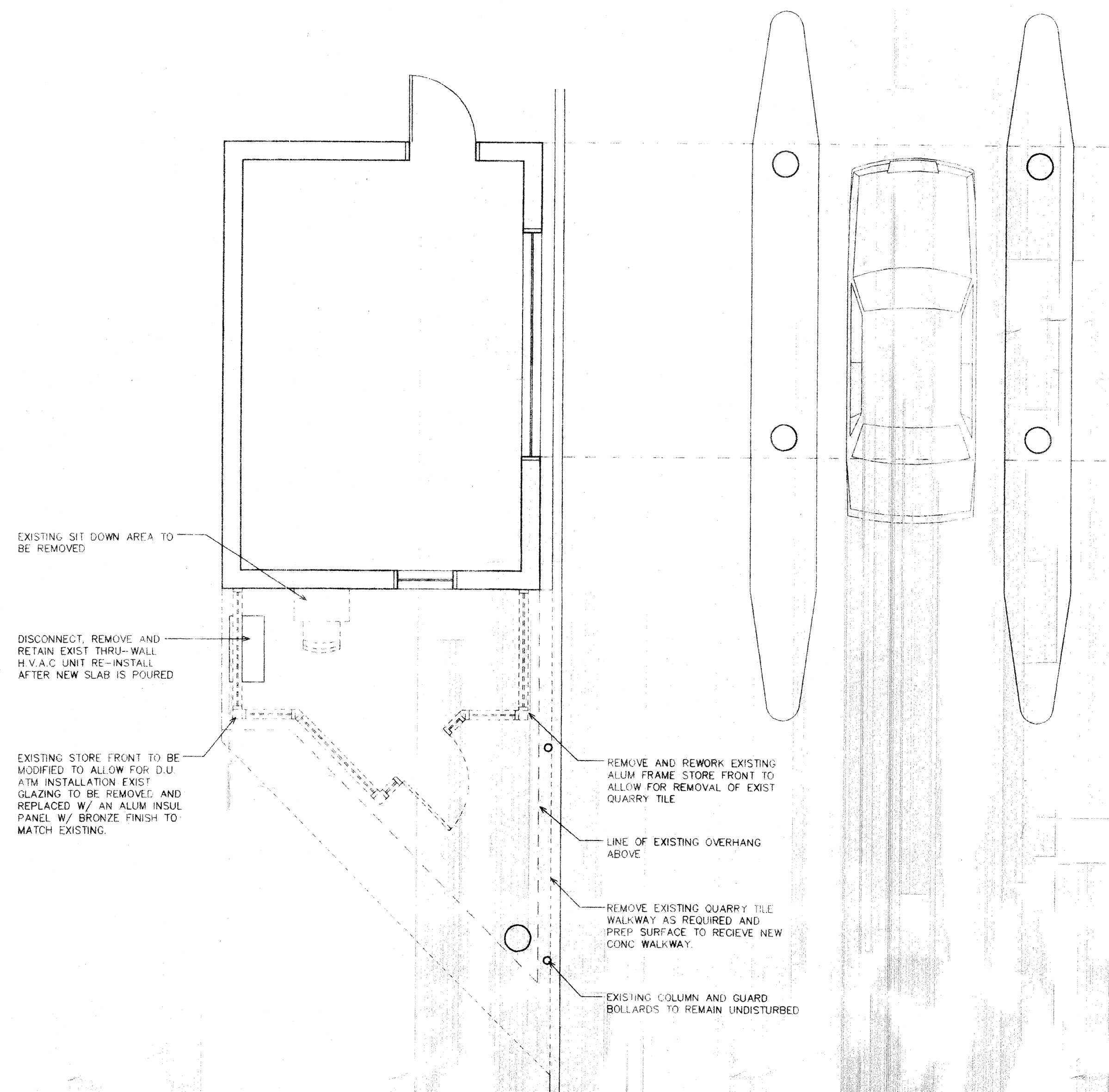


DEMOLITION NOTES:

- 1 Existing partitions denoted by  are partitions to be removed.
- 2 General Contractor shall coordinate all demolition work with new construction and provide a schedule of demolition to architect for review to ensure that the areas may remain operable during construction.
- 3 Prior to the start of demolition work General Contractor shall determine location of load bearing partitions and provide temporary supports as required by removal or relocation of such partitions.
- 4 Material having salvage value shall become the property of the owner all other material and debris accumulated as a result of demolition shall become the property of the contractor and shall be removed from the premises by him and disposed in a proper manner.
- 5 Furnish, Install, and Maintain in safe conditions at all times temporary protection required to ensure safety for persons and property during demolition and removal work.
- 6 Furnish, Install, and Maintain dust coverings to prevent the spread of dust beyond the immediate area where demolition is being performed.
- 7 Furnish, Install, and Maintain safe egress paths for employees and customers to exitways at all times during the extent of demolition and construction.
- 8 Banking Equipment to be removed or relocated shall be done so in strict accordance with manufacturers recommendations.

GENERAL NOTES:

- 1 New Partitions are denoted as shaded walls .
- 2 All work performed shall comply to all state and local building codes and requirements, as well as the most recent requirements of the handicapped codes.
- 3 Prior to the start of demolition work General Contractor shall determine location of load bearing partitions and provide temporary supports as required by removal or relocation of such partitions. All temporary supports shall go down to solid bearing material.
- 4 Furnish, Install, and Maintain in safe conditions at all times temporary protection required to ensure safety for persons and property during demolition and construction.
- 5 Furnish, Install, and Maintain dust coverings to prevent the spread of dust beyond the immediate area where demolition is being performed.
- 6 Furnish, Install, and Maintain safe egress paths for employees and customers to exitways at all times during the extent of demolition and construction.
- 7 Banking Equipment to be removed or relocated shall be done so in strict accordance with manufacturers recommendations.



DRU and ASSOCIATES INC. ARCHITECTS
200 Myles Standish Blvd Taunton, MA 02780
Tel: 508-823-4631 FAX: 508-822-4990
2 West Street Suite G Weymouth, Mass 02190
331-8541

New England Security
BANK DESIGN PROJECT MANAGEMENT
200 Myles Standish Blvd Taunton, MA 02780
Tel: 508-823-4631 FAX: 508-822-4990

BRANCH: **NEW LONDON CT**
ADDRESS: **WATER STREET**

WATER ST. DRIVE-UP
CITIZEN'S BANK
A1
PER. # 21852
10-20-94
TAK 107

EXISTING SITE CONDITIONS

SCALE: 1/4" = 1' - 0"

PROPOSED SITE LAYOUT

SCALE: